



Electrolux
PROFESSIONAL

Modular Cooking Range Line 900XP 3 Drawer Refrigerated Base

ITEM # _____

MODEL # _____

NAME # _____

SIS # _____

AIA # _____



391601 (E9TTAECOMKN)

Refrigerated base with 3
drawers, -2/+10° C,
automatic evaporation of
defrost condense - R290

Short Form Specification

Item No. _____

Built-in refrigerator compressor unit. Operating temperature range from -2°C to 10°C. To be installed below 900XP top units. To be delivered with 50 mm height adjustable feet. Exterior panels in stainless steel with Scotch Brite finish. One piece pressed work top in 1.5 mm thick stainless steel. Right-angled side edges to allow flush-fitting junction between units.

Main Features

- Defrosting and automatic evaporation of condense drain: the condense is automatically evaporated thanks to the electric resistance in the condense drain container.
- Adjustable temperature range from -2 °C to +10 °C to suit meat, fish and dairy storage requirements.
- Forced air circulation for rapid cooling and an even temperature distribution.
- Right angled side edges eliminate gaps and possible dirt traps between units.
- Unit can be easily installed below other 900 line top models.
- GN compliant.
- Designed for modular installation into the cooking block.

Construction

- Access to all components from the front.
- Built-in compressor to suit operating conditions.
- Exterior panels in Stainless steel with Scotch Brite finish to meet the highest hygiene standards.
- Unit delivered with 150 mm height adjustable feet in Stainless steel. Feet can be extended up to 250 mm.

Sustainability



- CFC and HCFC free (highly ecological refrigerant type: R290).

Optional Accessories

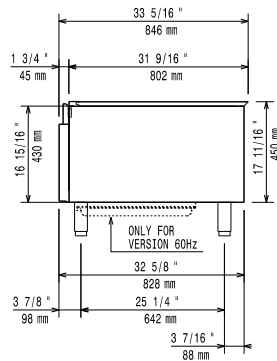
- Flanged feet kit PNC 206136 ☐
- Frontal kicking strip for concrete installation, 1600mm PNC 206152 ☐
- Frontal kicking strip, 1600mm (not for refr-freezer base) PNC 206179 ☐
- Kit 3 base support for wheels PNC 206430 ☐
- Kit 6 wheels - 3 swivelling with brake PNC 206432 ☐

APPROVAL: _____

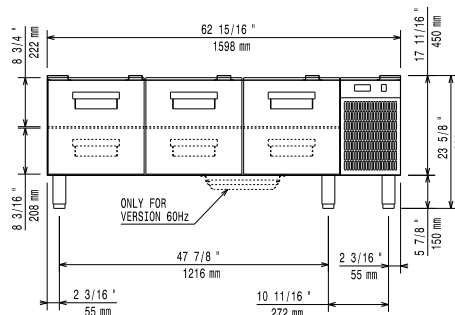


Experience the Excellence
www.electroluxprofessional.com

Front

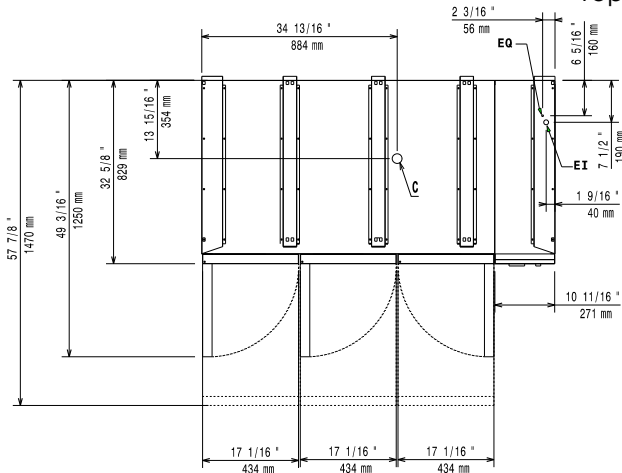


Side



EI = Electrical inlet (power)

Top



Electric

Supply voltage:	220-230 V/1N ph/50 Hz
Electrical power, max:	0.44 kW
Total Watts:	0.44 kW
Plug type:	CE-SCHUKO

Key Information:

External dimensions, Width:	1600 mm
External dimensions, Depth:	830 mm
External dimensions, Height:	600 mm
Net weight:	110 kg
Shipping weight:	146 kg
Shipping height:	840 mm
Shipping width:	1040 mm
Shipping depth:	1750 mm
Shipping volume:	1.53 m ³
Gross capacity:	210 lt

Sustainability

Refrigerant type:	R290
Refrigerant weight (unit 1):	85 g